

**HONDA**  
The Power of Dreams

# The new Accord Tourer





**What makes this all-new Accord Tourer different from other estate cars?** Is it the instant visual impact of its fluid lines and aerodynamic profile? Perhaps it's the outstanding power and performance of the new 2.0-litre DOHC i-VTEC and 2.4-litre DOHC i-VTEC engines? Or could it be its excellent handling combined with outstanding practicality? The answer is all of these and more. So whether you're surrounded by friends and family, or it's just you and the open road, the new Accord Tourer is the ultimate blend of versatility and driving enjoyment.





Whichever way you look at it, the new Accord Tourer is a work of pure inspiration. Its sleek, unbroken lines are the result of clear, original design that extends to every detail of the exterior, from the strongly tapering side windows to the indicator repeaters mounted in the door mirrors. The Accord Tourer's air of solidity and completeness reflects the quality and integrity of every component, from the largest body panel to the smallest engine part. It's more than just a new car: it's a benchmark for the class - worldwide.



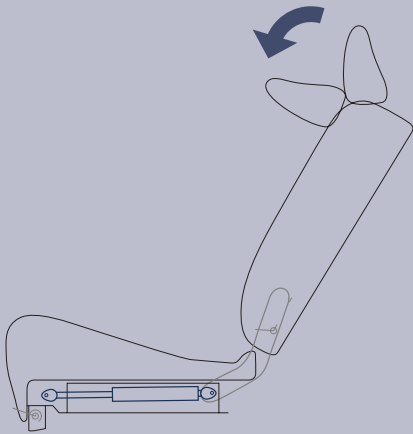
Our characteristic attention to detail can also be seen throughout the cabin. Carefully-chosen materials, together with practical features such as our 3D-effect illuminated dials, height-adjustable telescopic steering wheel, rain-sensing windscreen wipers, dual-zone climate control and a dash-mounted six CD changer make for comfortable, confident driving.



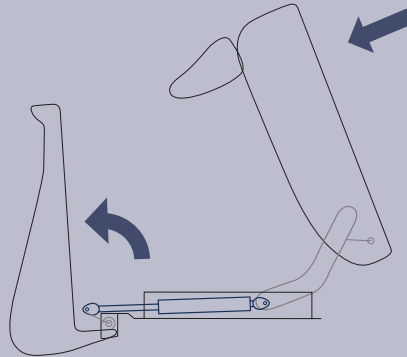


The new Accord Tourer is packed with innovative, elegant solutions to real-life situations. It boasts class-leading load capacity with all seats upright, and 60:40 split rear seats that fold down take out for maximum space and flexibility. At the touch of a button on the remote key fob, the rear power tailgate unlocks, opens and closes smoothly for effortless loading. Safety is always at the front of our designers' minds, so sensors detect even the smallest obstruction and stop the tailgate instantly. It's this innovative forward thinking that inspires all the Accord's passenger and pedestrian safety features. This intelligent estate also introduces a world first: the "One Motion" rear seat folding mechanism. With one movement of a single lever the rear seats fold down into a flat floor, without removing the headrests.

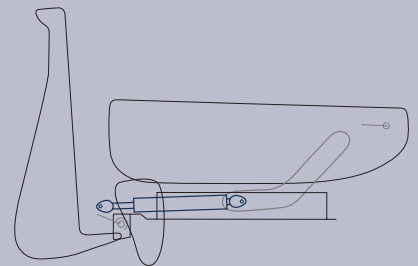
**Pure design intelligence: The Accord's remarkable "One Motion" rear seat system.**



1. A lever on the seat back tilts the headrest forward.



2. As the seat back folds forward, the seat springs up into a vertical position.



3. The seat back forms a flat floor, with the headrest concealed beneath it.



The Accord Tourer's power tailgate opens and closes under its own power, activated remotely from your key fob.

**At Honda, the racetrack is our laboratory.**

Where better to test our cars? To push them to the limit and see how they perform under pressure. The Grand Prix circuits are the most demanding. We see them as the ultimate testing ground. So much so, we decided to build one. Infact, not just one but two Grand Prix standard circuits at Suzuka, a classic F1 circuit, and Motegi, Japan's only CART series track.



It was on these tracks and the circuit at Nurburgring, the most demanding track in Europe, that the Tourer's F1 inspired double wishbone suspension was first developed. It's perfectly balanced to provide pin sharp responses and real stability at higher speeds.

As for the brakes, all round disc brakes with ABS, EBD and brake assist, together with an improved power-assisted steering system are standard on the new Tourer. And the 2.4 litre model has the added benefit of VSA (Vehicle Stability Assist). This can detect wheel slip and adjust power and braking to the affected wheel until traction is regained.

You couldn't do all that in a test tube.



**2.0  
Executive**

**2.4  
Executive**

<b>Engine</b>
Arrangement
Type
Working principle
Engine capacity (cc)
Bore x stroke (mm)
Compression ratio
Max power (KW)
Max power (PS)
Max torque (Nm)
<b>Performance (man/auto)</b>
Max speed (mph)
Acceleration 0-62mph (secs)
<b>Fuel consumption (man/auto)<sup>†</sup></b>
Exhaust emissions control
Emissions directive compliance
Fuel required
Urban cycle (mpg)
Urban cycle (L/100km)
Extra urban (mpg)
Extra urban (L/100km)
Combined cycle (mpg)
Combined cycle (L/100km)
CO <sub>2</sub> emissions (g/km)
Fuel tank capacity (litres)
<b>Transmission</b>
5-speed manual - dry single clutch
6-speed manual - dry single clutch
5-speed automatic (sequential shift) - triple cone synchronisation
Gear ratios - manual
1st
2nd
3rd
4th
5th
6th
Reverse
Final
Gear ratios - automatic
1st
2nd
3rd
4th
5th
Reverse
Final

Front transverse mounted	
4 cylinder in-line, all aluminium DOHC i-VTEC	
Programmed multi-point fuel injection (PGM-FI)	
1998	2354
86x86	87x99
9.8	10.5
114@6000	140@6800
155@6000	190@6800
190@4500	223@4500
128/125	138/133
10.0/11.5	8.4/10.0
3 way catalytic converter with re-circulation	
EU2005 (EURO IV)	
95RON	95RON
25.9/22.4	21.1/19.8
10.9/12.6	13.4/14.3
41.5/41.5	36.7/37.7
6.8/6.8	7.7/7.5
34.0/31.7	28.8/28.2
8.3/8.9	9.8/10.0
196/211	232/237
65	65
■	-
-	■
○	○
3.266	3.533
1.769	1.880
1.212	1.354
0.921	1.027
0.738	0.825
-	0.659
3.583	3.583
4.764	4.388
2.652	2.652
1.516	1.516
1.082	1.082
0.773	0.773
0.566	0.566
2.000	2.000
4.563	4.438

■ standard    ○ optional    - not available

	<b>2.0 Executive</b>	<b>2.4 Executive</b>
<b>Wheels and tyres</b>		
Tyre size	195/65 R15	205/55 R16
Wheel size	15x6JJ	16x6.5JJ
17" Alloy wheels	○	○
Space saver spare wheel	■	■
<b>Steering system</b>		
Hydraulic power assisted, rack and pinion	■	■
Overall ratio	15.2	15.2
Turns, lock to lock	2.98	2.98
Turning radius at body (m)	5.8	5.8
Turning radius at wheel (m)	5.5	5.5
<b>Dimensions interior (mm)</b>		
Seating capacity	5	5
R-point to ground (front)	505	505
R-point to heel (front/rear)	259/293	259/293
Headroom (front)	970	970
Headroom (rear)	947	947
R-point (front to rear seat)	788	788
R-point to centre of front wheel	1420	1420
Shoulder room (front/rear)	1403/1362	1403/1362
Hip room (front/rear)	1381/1324	1381/1324
<b>Weights and towing data (kg)*</b>		
Kerb weight (man/auto)	1482/1560	1561/1567
Maximum permissible weight	2030	2060
Maximum towing weight (with brakes man/auto)	1500/1500	1500/1500
Maximum roof load	80	80
Maximum trailer nose weight	75	75
<b>Boot capacity (VDA Method - litres)</b>		
Rear seat up (to window line)	626	626
Rear seat down (to window)	971	971
Rear seat down (to roof)	1707	1707
<b>Safety</b>		
5 x 3 point seat belts with ELR	■	■
Dual front SRS (supplemental restraint system) airbags	■	■
Dual side SRS airbags	■	■
Dual curtain SRS airbags (front & rear)	■	■
Front seat belt pretensioners	■	■
Front seat belt height adjustment	■	■
Twin ISOFIX child seat anchor fitting (with top tether)	■	■
External temperature monitor	■	■
Anti-lock braking system (ABS)	■	■
Electronic brake-force distribution (EBD)	■	■
Brake assist	■	■
Side impact protection beams	■	■
High level rear brake light	■	■
Honda advanced pedestrian safety system	■	■



	2.0 Executive	2.4 Executive
Headlight washers	■	■
Internally adjustable halogen headlights	■	■
Rain sensing wipers	■	■
Panel and door type - wood and leather	■	■
Coin pocket	■	■
Ashtray - front and rear	■	■
Driver seat back pocket	■	■
Passenger seat back pocket	■	■
Rear seat folding armrest	■	■
Rear seat cupholder	■	■
Rear centre head rest	■	■
Open motion fold flat rear seat	■	■
Vanity mirror - illuminated with lid	■	■
Tie down hooks in boot	■	■
Lighting - Front reading light	■	■
Lighting - Front map light	■	■
Lighting - Welcome light	■	■
Lighting - Boot illumination	■	■
Lighting - Window switch	■	■
Front and rear power socket	■	■
Cruise Control	■	■
Digital odometer	■	■
Digital clock	■	■
Dashboard illumination - white	■	■
Variable illumination control	■	■
Ignition switch illumination	■	■
Red line	6800	7100
Horn - dual tone	■	■
Power tailgate (remote operated)	■	■
<b>Seating</b>		
Interior upholstery - leather	■	■
Front seat - full power adjustment	■	■
Front seat - three stage heating system	■	■
Front seat - sliding centre armrest	■	■
Driver lumbar support	■	■
Rear centre headrest and 3 point seatbelt	■	■
60/40 folding rear seats	■	■
<b>In Car Entertainment</b>		
Premium 6 CD tuner with RDS	■	■
Speakers	8	8

**† Fuel consumption** These are the results of the official new fuel consumption test which adheres to the EC Directive 1999/100/EC. The test is designed to give results that are more representative of actual average on-road fuel consumption. Please note that when accessories are fitted to a vehicle fuel consumption and CO<sub>2</sub> figures may differ from those quoted.

NB: The figures shown in this leaflet are primarily for comparison and will not necessarily

be the same as the fuel consumption actually achieved on the road.

**\* Maximum towing weights** are based on the ability of the car, with two occupants of 75kg each, to restart on a 12% gradient at sea level. At altitudes in excess of 1500 metres, engine output may drop with a reduction in towing capability. Extra weight, such as additional passengers or luggage, should also be deducted from the maximum towing weight.

Like every aspect of the new Accord Tourer, our range of options brings together the best of our technology, experience and imagination, designed and manufactured to the same exacting standards as the car itself.

The range includes practical enhancements such as roof rails, a choice of 17" alloy wheels, luxurious wood finish and an eight CD changer concealed in the front arm rest.







Looking after you is second nature to Honda.

Ownership of an Accord Tourer brings with it the reassurance that comes from Honda's outstanding reputation for design excellence and engineering integrity. It's a reputation backed by Honda's comprehensive warranty and supported by a high level of aftersales service.

We believe that every aspect of your ownership of a Honda car should be rewarding and reassuring. Although our own quality control is rigorous, your Honda dealer will make his own checks before delivery, making sure you are familiar with the controls and features, the warranty and the service schedule. You'll enjoy this helpful approach whenever you return, for regular maintenance or to deal with a specific query.

Such dedication to detail explains why Honda owners are amongst the most loyal. We expect you to be our sternest critic. We want you to be our greatest fan.

### The Honda Assistance Program

In addition to the standard warranty terms of your Accord Tourer, we are pleased to include a customer service package "The Honda Assistance Program" serviced by the RAC designed to ease the discomfort and inconvenience of a breakdown in the unlikely event of its occurrence.

The assistance program is issued with our compliments and covers all new Hondas sold and registered in the Republic of Ireland by Universal Honda for a period of 36 months.

  
**HONDA**  
ASSISTANCE

IN ASSOCIATION WITH 

## Service and Warranty

The ownership experience begins at the time of delivery. We aim to make a quality delivery to you.

Our commitment to give you the best continues with your maintenance, repair and warranty needs. Your dealer will be pleased to explain the areas which our standard warranty covers, namely;

1. A 3 year limited to 60,000 miles mechanical warranty covers your Accord Tourer against any defects in materials or workmanship.
2. A 3 year surface corrosion warranty guarantees the paintwork of your Accord Tourer against defects in materials or workmanship.
3. A 6 year corrosion warranty covers the body panels and structural parts of your car against perforation caused by corrosion from the inside out (excluding the exhaust system).

